



How To Use Guide: Upgrade To A 4G LTE™ Device

Last updated: 7/27/2011

Overview

With the introduction of 4G Long Term Evolution (LTE) service, Verizon Wireless now requires the activation of a SIM card when ordering a new 4G device. This guide explains how to upgrade to a new 4G LTE device.

Table of Contents:

General Information

- User role access

How To's

- Upgrade to a 4G LTE device

User Role Access

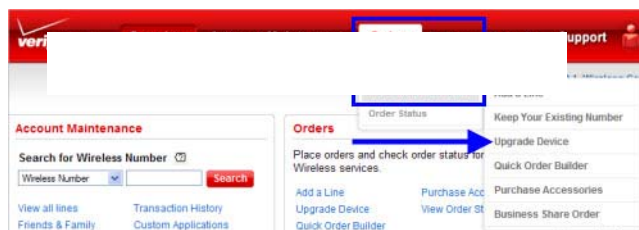
The following user roles have access to upgrade to a 4G device:

- Primary Contact
- Administrator
- Analyst
- Buy
- Maintain
- Maintain & Pay

Upgrade to a 4G LTE Device

To upgrade an existing line of service to a new 4G LTE device:

1. From the Overview page, hover your mouse over “**Orders**” > “**Lines and Services**” and click on “**Upgrade Device.**”



Note: You may also begin the upgrade process from the [“Account Maintenance” page](#) or by clicking [“Upgrade Device” on the Wireless Number Center page.](#)



2. Enter the wireless number that you want to upgrade, and click the “Continue” button.

Upgrade Phone

Enter Your Number

Enter your existing Wireless Number

Mobile broadband users - [Locate your wireless number](#)

Continue

3. Click on the 4G tab, select your desired device, and click on “Select Device & Continue.”

Select Device

Filter by features

2 year contract

Additional discounts may apply at checkout.

4G

Pantech UML290 LTE USB Modem Your Price: \$119

- Windows 7 Compatible
- Mobile Broadband Capable
- Type A USB Port Compatible
- No CD Required For Installation
- Hot Swappable, Removable Memory (not in stock)
- Supports HSPA+, 3G, HSPA, and HSPA+ (up to 10.8 Mbps) or LTE
- High-Performance Internal Antenna
- 4G USB Modem
- 4G Technology

Select Device & Continue

Add to Cart

4. If you are not on a current 4G-eligible price plan, you will be required to change your price plan. Select the desired price plan and click “Select Plan and Continue.”

4G Mobile Broadband

Your Device:
Device 1: Pantech UML290 LTE USB Modem

4G SIM Card : 4G SIM Card D

Stay productive, responsive and connected while on the go, right from your laptop.

- Fast downloads – typical speeds of 600 to 1.4Mbps.
- Fast uploads – typical speeds of 500 to 800 Kbps.
- When in Mobile Broadband markets that do not yet have EV-DO Rev. A, you can expect download speeds of 400 to 700 Kbps and upload speeds of 60- to 80 Kbps.

Verizon Wi-Fi hotspot access included.

Mobile Broadband Data Usage:
[Choose the Mobile Broadband Plan That Works Best For You](#)

[View all features](#)

Monthly Anytime Allowance	Monthly Access	Usage Rate After Allowance
<input type="radio"/> 5GB	Your Price: \$312.00	\$0.05
<input type="radio"/> 10GB	Your Price: \$313.00	\$0.05

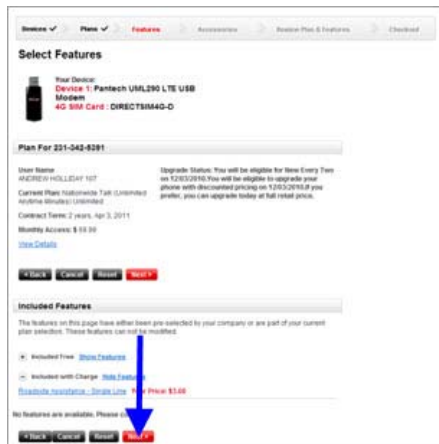
Next



Note: 4G SIM Card is included in your device order.

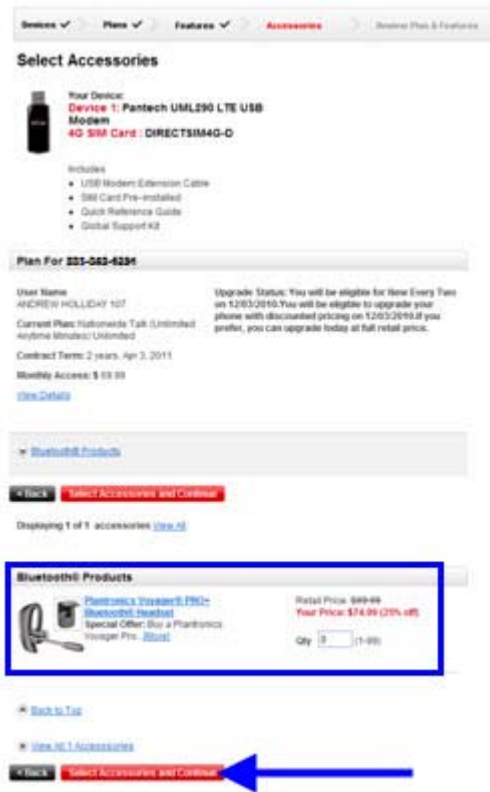


5. Select your desired feature(s), if applicable, and then click the “Next” or “Select Features & Continue” button.





6. Select your desired accessories, and click **“Select Accessories and Continue.”**



7. Review your Plan & Feature selections, and click **“Submit”** to begin the checkout process.

